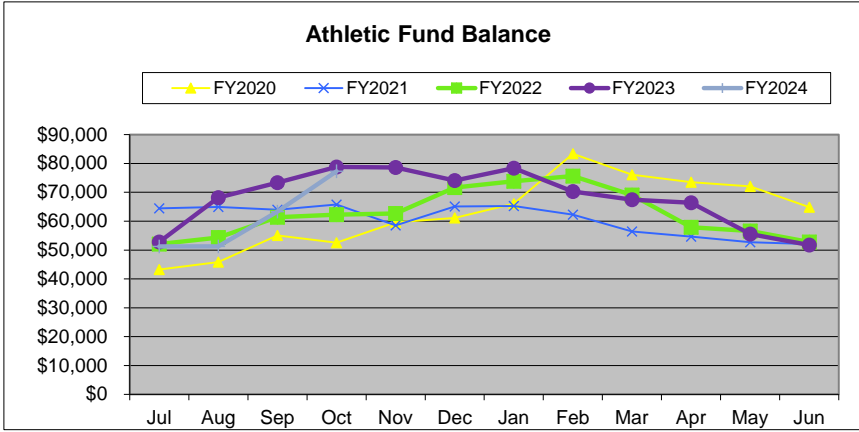
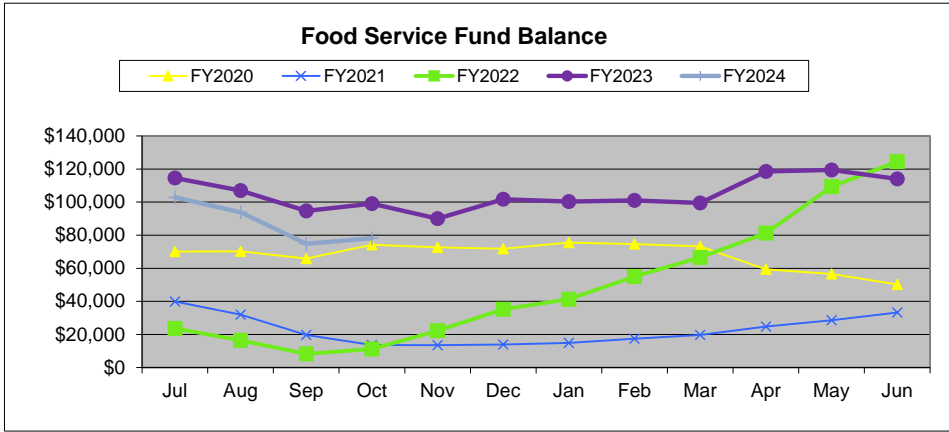


**Lucas Local Schools**  
Monthly Finance Report  
For the period ending: OCTOBER\_2023



**PERMANENT IMPROVEMENT FUND (003):** \$ 668,240.64  
**CAPITAL PROJECTS FUND (070):** \$3,176,522.40  
**Expenditures Current Month:**

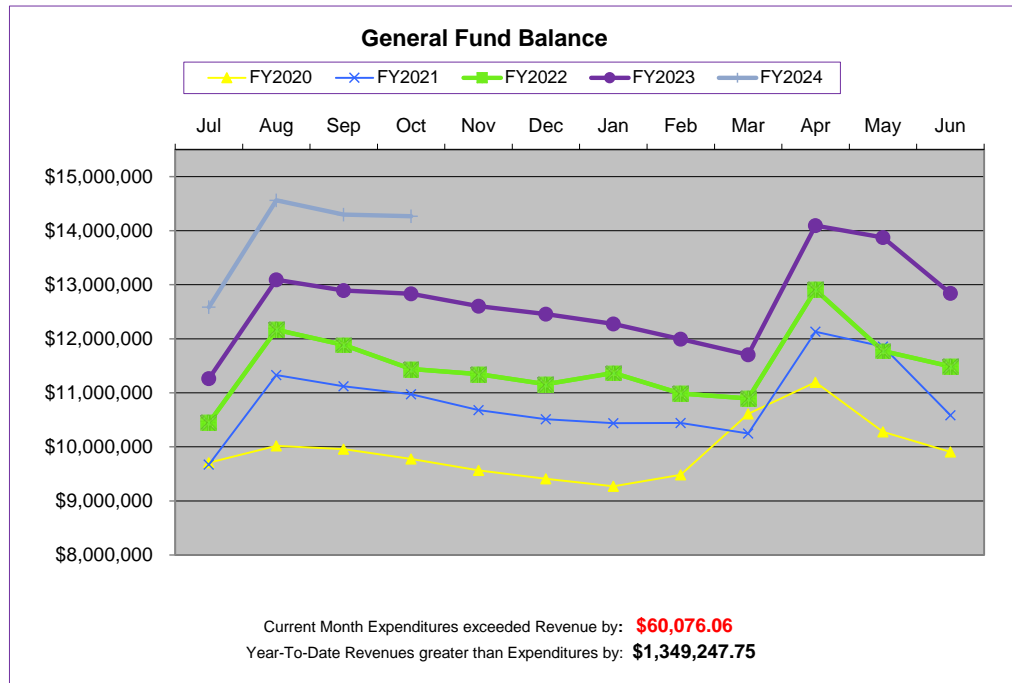
**Total** \$ -

**Open Purchase Orders:**  
 AG DESIGN - BASEBALL FIELD PO#5231067 \$ 41,000.00

AG DESIGN - SOFTBALL FIELD PO#5231066 \$ 22,350.00

**Total** \$ 63,350.00

**Amount Available for Projects:** \$ 3,781,413.04



**General Fund Information:**  
 Ending cash balance as of June 30, 2023: \$12,842,149 Actual (updated 6/30/2023)  
 Forecasted Ending cash balance June 30, 2024: \$14,233,181 updated 05/16/2023  
 Forecasted Ending cash balance June 30, 2025: \$15,501,431 updated 05/16/2023  
 Forecasted Ending cash balance June 30, 2026: \$16,409,896 updated 05/16/2023  
 Forecasted Ending cash balance June 30, 2027: \$17,196,834 updated 05/16/2023

Date: 11/02/2023  
Time: 11:47

LUCAS LOCAL SCHOOL DISTRICT  
Cash Reconciliation as of 10/31/2023

Page: 1

Gross Depository Balances:

Richland Bank General	\$148,073.00
Richland Bank Sweep	\$504,531.52
Richland Bank Payment	\$1,140.96
Richland Bank MM Savings	\$146,248.10
Star Ohio	\$13,859,630.96
Richland Bank Athletic	\$736.50

Total Depository Balances (Gross) \$14,660,361.04

Adjustments to Bank Balance:

Cash in Transit to Bank	(\$0.10)
Outstanding Checks	(\$881.71)
Adjustments:	
Athletic Checking	(\$736.50)
Unreconciled Difference	\$178.25

Total Adjustments to Bank Balance (\$1,440.06)

Investments:

Treasury Bonds and Notes	\$0.00
Certificate of Deposits	\$0.00
Other Securities	\$0.00
Other Investments:	
Richland Bank Investments (Cost Basis)	\$4,069,039.97

Total Investments \$4,069,039.97

Cash on Hand:

Petty Cash:	
Change Cash:	
BOARD,ELEM, MS,HS,ST ACT OFFICE	\$350.00
CHANGE FUND	
ATHLETICS CHANGE FUND	\$1,200.00
Cash with Fiscal Agent	\$0.00

Total Cash on Hand \$1,550.00

Total Balances \$18,729,510.95

Total Fund Balance \$18,729,510.95

Depository Clearance Accounts:

Total Clearance Account Balances \$0.00

  
Treasurer

## LUCAS LOCAL SCHOOL DISTRICT

### Cash Summary Report

FUND/SCC	Description	Initial Cash	MTD Received	FYTD Received	MTD Expended	FYTD Expended	Fund Balance	Encumbrance	Unencumbered Balance
001-0000	GENERAL FUND	\$ 12,842,149.42	\$ 520,114.57	\$ 3,725,976.10	\$ 546,791.56	\$ 2,299,169.95	\$ 14,268,955.57	\$ 1,185,355.46	\$ 13,083,600.11
001-9003	ECONOMIC DISADVANTAGED	55,523.54	0.00	0.00	0.00	0.00	55,523.54	0.00	55,523.54
001-9023	GENERAL	0.00	0.00	0.00	0.00	0.00	0.00	0.00	0.00
001-9300	CASINO REVENUES SET ASIDE	35,889.28	0.00	16,373.02	3,126.56	4,517.69	47,744.61	6,198.60	41,546.01
003-9096	PERMANENT IMPROVEMENT	668,240.64	0.00	0.00	0.00	0.00	668,240.64	63,350.00	604,890.64
006-0000	FOOD SERVICES FUND	113,987.87	29,439.02	45,854.92	26,084.90	81,680.78	78,162.01	139,698.94	(61,536.93)
007-9001	SPECIAL TRUST - ELEM FACULTY	681.54	3.21	12.65	0.00	0.00	694.19	0.00	694.19
007-9003	SPECIAL TRUST - M.S. & H.S. FACULTY	122.35	0.58	2.28	0.00	0.00	124.63	0.00	124.63
007-9004	Cathy Gilbert Memorial	1,969.19	9.27	36.54	0.00	0.00	2,005.73	0.00	2,005.73
007-9011	MICHAEL C. FANELLO MEMORIAL SCHOLARSHIP	19,235.71	90.52	356.87	0.00	0.00	19,592.58	1,000.00	18,592.58
008-9095	ENDOWMENT FUND	9,716.45	45.73	180.27	0.00	0.00	9,896.72	500.00	9,396.72
008-9096	Scholarship fund Shelby Cooper	0.00	0.00	0.00	0.00	0.00	0.00	3,000.00	(3,000.00)
008-9099	ENDOWMENT-CHRISTINE WYKA SCHOLARSHIP	33,329.90	156.85	618.36	0.00	0.00	33,948.26	500.00	33,448.26
008-9100	LSSF SCHOLARSHIP FUND	0.00	0.00	0.00	0.00	0.00	0.00	5,000.00	(5,000.00)
018-9001	PUBLIC SCHOOL SUPPORT FUND - ELEMENTARY	7,380.09	0.00	0.00	0.00	646.10	6,733.99	350.00	6,383.99
018-9002	PUBLIC SCHOOL SUPPORT FUND - MIDDLE SCHOOL	679.95	0.00	0.00	0.00	200.00	479.95	140.00	339.95
018-9003	PUBLIC SCHOOL SUPPORT FUND - HIGH SCHOOL	3,440.82	350.00	350.00	22.01	22.01	3,768.81	2,357.43	1,411.38
018-9004	SUPT/TREAS FLOWER/FUNDRSR	20.98	0.00	0.00	0.00	0.00	20.98	0.00	20.98
018-9023	PBIS - STUDENT/STAFF INITIATIVE	3,473.60	372.01	372.01	0.00	0.00	3,845.61	0.00	3,845.61
019-9105	PARK NATIONAL BANK TEACHER GRANT M. WARNER	97.00	0.00	0.00	0.00	0.00	97.00	0.00	97.00
019-9501	Academic Booster's Mini Grant	1,307.74	0.00	0.00	0.00	0.00	1,307.74	0.00	1,307.74
019-9700	LUCAS LOCAL SCHOOL SUSTAINING FUND	16,256.21	1,393.25	2,802.25	175.00	1,182.25	17,876.21	4,370.75	13,505.46
020-0000	FARM	2,248.16	0.00	0.00	0.00	0.00	2,248.16	0.00	2,248.16
070-9021	CAPITAL PROJECTS FUND	3,176,522.40	0.00	0.00	0.00	0.00	3,176,522.40	0.00	3,176,522.40
200-9001	DRAMA CLUB-ELEMENTARY	86.56	0.00	0.00	0.00	0.00	86.56	0.00	86.56
200-9002	DRAMA CLUB-MIDDLE SCHOOL	665.08	0.00	0.00	0.00	0.00	665.08	0.00	665.08
200-9015	CLASS OF 2015	1,070.40	0.00	0.00	0.00	0.00	1,070.40	0.00	1,070.40
200-9016	CLASS OF 2016	0.00	0.00	0.00	0.00	0.00	0.00	0.00	0.00
200-9017	CLASS OF 2017	887.97	0.00	0.00	0.00	0.00	887.97	0.00	887.97
200-9018	CLASS OF 2018	1,112.23	0.00	0.00	0.00	0.00	1,112.23	0.00	1,112.23
200-9019	CLASS OF 2019	869.73	0.00	0.00	0.00	0.00	869.73	0.00	869.73
200-9020	CLASS OF 2020	0.00	0.00	0.00	0.00	0.00	0.00	0.00	0.00
200-9021	CLASS OF 2021	351.22	0.00	0.00	0.00	0.00	351.22	0.00	351.22
200-9022	CLASS OF 2022	256.39	0.00	0.00	0.00	0.00	256.39	0.00	256.39

## LUCAS LOCAL SCHOOL DISTRICT

### Cash Summary Report

FUND/SCC	Description	Initial Cash	MTD Received	FYTD Received	MTD Expended	FYTD Expended	Fund Balance	Encumbrance	Unencumbered Balance
200-9023	CLASS OF 2023	\$ 290.74	\$ 0.00	\$ 0.00	\$ 0.00	\$ 0.00	\$ 290.74	\$ 0.00	\$ 290.74
200-9024	CLASS OF 2024	1,676.18	300.00	660.00	50.96	50.96	2,285.22	2,700.00	(414.78)
200-9025	CLASS OF 2025	2,085.00	260.00	560.00	0.00	0.00	2,645.00	0.00	2,645.00
200-9026	CLASS OF 2026	640.00	240.00	800.00	0.00	0.00	1,440.00	0.00	1,440.00
200-9027	CLASS OF 2027	0.00	180.00	600.00	0.00	0.00	600.00	0.00	600.00
200-9125	FRENCH CLUB	1,151.71	0.00	0.00	0.00	0.00	1,151.71	0.00	1,151.71
200-9128	SPANISH CLUB	713.25	0.00	0.00	0.00	0.00	713.25	0.00	713.25
200-9144	DESTINATION IMAGINATION	64.16	0.00	0.00	0.00	0.00	64.16	0.00	64.16
200-9330	F F A	12,659.49	5,000.00	5,000.00	291.50	928.50	16,730.99	2,492.67	14,238.32
200-9440	MUSIC ACTIVITIES	0.00	0.00	0.00	0.00	0.00	0.00	0.00	0.00
200-9470	CHOIR	580.54	0.00	0.00	0.00	0.00	580.54	0.00	580.54
200-9611	ELEM STUDENT COUNCIL	2,079.59	0.00	38.02	0.00	19.00	2,098.61	100.00	1,998.61
200-9612	MIDDLE SCHOOL STUDENT COUNCIL	2,628.62	0.00	0.00	0.00	0.00	2,628.62	0.00	2,628.62
200-9613	HS STUDENT COUNCIL	3,959.87	1,935.00	1,935.00	546.50	664.40	5,230.47	350.00	4,880.47
200-9680	YEARBOOK	13,802.24	160.00	785.00	0.00	4,114.49	10,472.75	1,484.51	8,988.24
200-9690	NEWSPAPER	621.59	0.00	0.00	0.00	0.00	621.59	0.00	621.59
200-9710	LUCAS ACADEMIC HONOR SOCIETY	911.25	0.00	0.00	0.00	0.00	911.25	0.00	911.25
200-9810	LUCAS SCHOOLS PEP CLUB	584.15	0.00	0.00	0.00	0.00	584.15	0.00	584.15
300-9001	ELEM/MS LIBRARY	8,183.75	266.50	682.15	0.00	0.00	8,865.90	8,500.00	365.90
300-9003	HS LIBRARY	1,042.08	0.00	0.00	0.00	0.00	1,042.08	0.00	1,042.08
300-9440	BAND/MUSIC DIST MANAGED ACT ACCT	9,077.98	0.00	625.00	631.35	785.36	8,917.62	1,345.56	7,572.06
300-9500	ATHLETIC	51,742.58	17,512.00	42,887.00	3,531.00	17,343.26	77,286.32	33,634.81	43,651.51
300-9510	ATHLETICS - HS FOOTBALL	16,420.21	0.00	1,269.00	0.00	7,050.00	10,639.21	0.00	10,639.21
300-9511	ATHLETICS - MS FOOTBALL	87.67	0.00	0.00	0.00	0.00	87.67	0.00	87.67
300-9520	ATHLETICS - BOYS HS BASKETBALL	1,658.99	0.00	0.00	0.00	0.00	1,658.99	0.00	1,658.99
300-9521	ATHLETICS - BOYS MS BASKETBALL	98.61	0.00	0.00	0.00	0.00	98.61	0.00	98.61
300-9525	ATHLETICS - GIRLS HS BASKETBALL	646.68	0.00	0.00	0.00	0.00	646.68	0.00	646.68
300-9526	ATHLETICS - GIRLS MS BASKETBALL	52.44	0.00	0.00	0.00	0.00	52.44	0.00	52.44
300-9528	ATHLETICS - WRESTLING	3,900.11	719.00	719.00	0.00	0.00	4,619.11	0.00	4,619.11
300-9530	ATHLETICS - BASEBALL	1,628.04	0.00	0.00	0.00	0.00	1,628.04	0.00	1,628.04
300-9540	ATHLETICS - SOFTBALL	8,957.67	0.00	5,112.00	0.00	1,144.00	12,925.67	0.00	12,925.67
300-9550	ATHLETICS - HS VOLLEYBALL	1,125.33	442.00	7,491.34	704.00	4,719.00	3,897.67	0.00	3,897.67
300-9551	ATHLETICS - MS VOLLEYBALL	0.00	0.00	0.00	0.00	0.00	0.00	0.00	0.00
300-9553	ATHLETICS - HS CHEERLEADING	1,566.00	293.31	2,024.98	2,297.70	2,297.70	1,293.28	177.35	1,115.93
300-9554	ATHLETICS - MS CHEERLEADING	107.80	0.00	0.00	0.00	0.00	107.80	0.00	107.80

## LUCAS LOCAL SCHOOL DISTRICT

## Cash Summary Report

FUND/SCC	Description	Initial Cash	MTD Received	FYTD Received	MTD Expended	FYTD Expended	Fund Balance	Encumbrance	Unencumbered Balance
300-9560	ATHLETICS - HS CROSS COUNTRY	\$ 1,024.34	\$ 0.00	\$ 0.00	\$ 0.00	\$ 0.00	\$ 1,024.34	\$ 175.00	\$ 849.34
300-9561	ATHLETICS - MS CROSS COUNTRY	220.11	0.00	0.00	0.00	0.00	220.11	0.00	220.11
300-9570	ATHLETICS - HS TRACK & FIELD	2,822.77	0.00	0.00	0.00	0.00	2,822.77	0.00	2,822.77
300-9571	ATHLETICS - MS TRACK & FIELD	0.00	0.00	0.00	0.00	0.00	0.00	0.00	0.00
451-9021	eTech Ohio Connectivity Subsidy	0.00	0.00	0.00	0.00	0.00	0.00	0.00	0.00
451-9022	eTech Ohio Connectivity Subsidy	0.00	0.00	0.00	0.00	0.00	0.00	0.00	0.00
451-9023	DATA COMMUNICATION FUND	0.00	0.00	138.30	0.00	138.30	0.00	0.00	0.00
451-9024	DATA COMMUNICATION FUND	0.00	0.00	0.00	0.00	0.00	0.00	0.00	0.00
467-9020	Student Wellness and Success Fund FY20	0.00	0.00	0.00	0.00	0.00	0.00	0.00	0.00
467-9021	Student Wellness and Success Fund FY21	0.00	0.00	0.00	0.00	0.00	0.00	0.00	0.00
467-9022	Student Wellness and Success Fund FY21	0.00	0.00	0.00	0.00	0.00	0.00	0.00	0.00
499-9020	SCHOOL SAFETY GRANT	0.00	0.00	0.00	0.00	0.00	0.00	0.00	0.00
499-9021	SCHOOL SAFETY GRANT	0.00	0.00	0.00	0.00	0.00	0.00	0.00	0.00
499-9022	MISCELLANEOUS STATE GRANT FUND	0.00	0.00	0.00	0.00	0.00	0.00	0.00	0.00
499-9121	School Bus Purchase Program	0.00	0.00	0.00	0.00	0.00	0.00	0.00	0.00
507-0000	ELEMENTARY AND SECONDARY SCHOOL EMERGENCY RELIEF FUND	0.00	0.00	0.00	0.00	0.00	0.00	0.00	0.00
507-9021	ESSER (Elem & Sec School Emergency Relief)	0.00	0.00	0.00	0.00	0.00	0.00	0.00	0.00
507-9022	ESSER II	0.00	0.00	59,713.67	0.00	59,713.67	0.00	0.00	0.00
507-9023	ESSER II	0.00	0.00	0.00	0.00	0.00	0.00	0.00	0.00
507-9024	ESSER II	0.00	0.00	0.00	0.00	0.00	0.00	0.00	0.00
507-9122	ARP ESSER	0.00	0.00	0.00	0.00	0.00	0.00	0.00	0.00
507-9123	ARP ESSER	0.00	0.00	8,991.55	0.00	8,991.55	0.00	6,935.30	(6,935.30)
507-9124	ARP ESSER	0.00	0.00	0.00	12,730.13	81,795.59	(81,795.59)	1,995.00	(83,790.59)
507-9223	ELEMENTARY AND SECONDARY SCHOOL EMERGENCY RELIEF FUND	0.00	0.00	0.00	0.00	0.00	0.00	0.00	0.00
508-9021	GEER (Governor's Emergency Education Relief)	0.00	0.00	0.00	0.00	0.00	0.00	0.00	0.00
510-9021	CRF (Coronavirus Relief Fund)	0.00	0.00	0.00	0.00	0.00	0.00	0.00	0.00
510-9121	BroadBand Ohio Connectivity Grant	0.00	0.00	0.00	0.00	0.00	0.00	0.00	0.00
510-9221	CRF Rich Cty Commisioners	0.00	0.00	0.00	0.00	0.00	0.00	0.00	0.00
516-9020	IDEA FY-2020	0.00	0.00	0.00	0.00	0.00	0.00	0.00	0.00
516-9021	IDEA FY-2021	0.00	0.00	0.00	0.00	0.00	0.00	0.00	0.00
516-9022	IDEA FY-2021	0.00	0.00	0.00	0.00	0.00	0.00	0.00	0.00
516-9023	IDEA B	0.00	0.00	0.00	0.00	2,549.90	(2,549.90)	0.00	(2,549.90)

## LUCAS LOCAL SCHOOL DISTRICT

### Cash Summary Report

FUND/SCC	Description	Initial Cash	MTD Received	FYTD Received	MTD Expended	FYTD Expended	Fund Balance	Encumbrance	Unencumbered Balance
516-9024	IDEA PART B GRANTS	\$ 0.00	\$ 0.00	\$ 0.00	\$ 13,219.64	\$ 32,547.20	\$ (32,547.20)	\$ 0.00	\$ (32,547.20)
572-9021	TITLE I FY-2021	0.00	0.00	0.00	0.00	0.00	0.00	0.00	0.00
572-9022	TITLE I FY-2021	0.00	0.00	0.00	0.00	0.00	0.00	0.00	0.00
572-9023	TITLE I	0.00	0.00	0.00	0.00	10,229.80	(10,229.80)	0.00	(10,229.80)
572-9024	TITLE I DISADVANTAGED CHILDREN	0.00	0.00	0.00	5,561.89	13,557.09	(13,557.09)	1,000.00	(14,557.09)
572-9122	TITLE I DISADVANTAGED CHILDREN	0.00	0.00	0.00	0.00	0.00	0.00	0.00	0.00
584-9022	TITLE IV, PART A STUDENT SUPPORT AND ACADEM ENRICH	0.00	0.00	0.00	0.00	0.00	0.00	0.00	0.00
584-9023	TITLE IV, PART A STUDENT SUPPORT AND ACADEM ENRICH	0.00	0.00	0.00	0.00	0.00	0.00	0.00	0.00
584-9024	TITLE IV, PART A, STUDENT SUPPORT AND ACADEMIC ENRICHMENT PROGRAMS	0.00	0.00	0.00	0.00	0.00	0.00	10,000.00	(10,000.00)
587-9021	ECSE FY-2021	0.00	0.00	0.00	0.00	0.00	0.00	0.00	0.00
587-9022	ECSE FY-2021	0.00	0.00	0.00	0.00	0.00	0.00	0.00	0.00
587-9023	ECSE	0.00	0.00	0.00	0.00	0.00	0.00	0.00	0.00
587-9024	IDEA PRESCHOOL-HANDICAPPED	0.00	0.00	0.00	0.00	0.00	0.00	0.00	0.00
590-9021	TITLE II-A FY-2021	0.00	0.00	0.00	0.00	0.00	0.00	0.00	0.00
590-9022	TITLE II-A FY-2021	0.00	0.00	0.00	0.00	0.00	0.00	0.00	0.00
590-9023	TITLE II-A	0.00	0.00	0.00	0.00	0.00	0.00	0.00	0.00
590-9024	IMPROVING TEACHER QUALITY	0.00	0.00	0.00	5,789.48	11,578.96	(11,578.96)	0.00	(11,578.96)
599-0000	MISCELLANEOUS FED. GRANT FUND	0.00	0.00	0.00	0.00	0.00	0.00	0.00	0.00
599-9021	TITLE IV-A Student Sprt & Acad Enrichment	0.00	0.00	0.00	0.00	0.00	0.00	0.00	0.00
599-9022	TITLE IV-A Student Sprt & Acad Enrichment	0.00	0.00	0.00	0.00	0.00	0.00	0.00	0.00
599-9023	TITLE IV-A Student Sprt & Acad Enrichment	0.00	0.00	0.00	0.00	0.00	0.00	0.00	0.00
599-9821	ARPA 2021 K-12 SCHOOL SAFETY GRANT	142,775.67	0.00	0.00	173.90	978.45	141,797.22	44,955.59	96,841.63
599-9822	ARPA 2022 K-12 SCHOOL SAFETY GRANT	150,000.00	0.00	0.00	0.00	0.00	150,000.00	0.00	150,000.00
599-9917	REAP 7/1/2021-09/30/2022	0.00	0.00	0.00	0.00	0.00	0.00	0.00	0.00
599-9920	EPA Clean Diesel Rebate Program CFDA 66.039	0.00	0.00	0.00	0.00	0.00	0.00	0.00	0.00
599-9922	REAP 7/1/2020-09/30/2021	0.00	0.00	0.00	0.00	0.00	0.00	35,564.70	(35,564.70)
599-9923	REAP 7/1/2021-09/30/2022	0.00	0.00	0.00	0.00	0.00	0.00	0.00	0.00
<b>Grand Total</b>		<b>\$ 17,445,159.63</b>	<b>\$ 579,282.82</b>	<b>\$ 3,932,967.28</b>	<b>\$ 621,728.08</b>	<b>\$ 2,648,615.96</b>	<b>\$ 18,729,510.95</b>	<b>\$ 1,563,231.67</b>	<b>\$ 17,166,279.28</b>

## Lucas Local School District Investment Report

Maturity Date	Description	Interest Rate	Invested Amount
11/24/2023	Capital One Natl Assn Va	0.500%	\$ 200,000.00
12/15/2023	Bank Ozk 06417nb69	0.180%	\$ 200,000.00
1/3/2024	BEAL BANK USA LAS VEGAS	4.550%	\$ 200,000.00
6/14/2024	FEDERAL HOME LOAN BANKS	4.875%	\$ 50,121.60
9/24/2024	Byline Bk Chicago Ill	5.450%	\$ 200,000.00
11/12/2024	UBS Bk USA Salt Lake City UT	3.000%	\$ 200,000.00
12/2/2024	ALLY BK MIDVALE UTAH	3.000%	\$ 200,000.00
3/24/2025	Pinnacle Bk Nashville Tenn	5.300%	\$ 200,000.00
6/23/2025	CAPITAL EDUCATORS FED CR	5.250%	\$ 200,000.00
9/5/2025	Discover Bk	5.100%	\$ 200,000.00
9/15/2025	Morgan Stanley Bk	3.550%	\$ 200,000.00
9/19/2025	Wells Fargo Bank Natl Assn	5.250%	\$ 200,000.00
9/29/2025	Ephrata Natl Bk	3.650%	\$ 200,000.00
9/30/2025	United Fid Bk Fsb Evansville	5.050%	\$ 200,000.00
9/28/2026	Security Bk & Tr Co Paris	3.850%	\$ 200,000.00
9/30/2026	Morgan Stanley Private Bk	4.050%	\$ 200,000.00
1/28/2027	SOUTHERN BANK GEORGIA	4.300%	\$ 150,000.00
10/6/2027	HARDIN CNTY SAVGS BK	4.750%	\$ 200,000.00
<b>Total Investments at Maturity:</b>			<b>\$ 3,400,121.60</b>
3/31/2024	U.S. Treas Nts	2.250%	\$ 194,342.00
	Money Market - Northern Instl Govt Select	4.690%	\$ 474,576.37
<b>GRAND TOTAL:</b>			<b>\$ 4,069,039.97</b>

Start Date: 10012023

End Date: 10312023

## LUCAS LOCAL SCHOOL DISTRICT

### Monthly Check Register

Check Number	Type	Date	Name	Vendor #	Status	Reconcile Date	Void Date	Amount
0	PAYROLL	10/13/2023	LUCAS LOCAL SCHOOL DISTRICT		RECONCILED	10/13/2023		\$ 154,616.46
0	PAYROLL	10/27/2023	LUCAS LOCAL SCHOOL DISTRICT		RECONCILED	10/27/2023		163,194.91
0	ACCOUNTS_PAYABLE	10/3/2023	CONNECT PARENT CORPORATION	131227	RECONCILED	10/10/2023		57.85
0	ACCOUNTS_PAYABLE	10/19/2023	DIRECT ENERGY BUSINESS	931258	RECONCILED	10/19/2023		98.20
0	ACCOUNTS_PAYABLE	10/16/2023	FIRELANDS ELECTRIC COOP	988500	RECONCILED	10/16/2023		392.43
0	ACCOUNTS_PAYABLE	10/6/2023	LOWE'S CREDIT SERVICES	165615	RECONCILED	10/10/2023		438.16
0	ACCOUNTS_PAYABLE	10/6/2023	NAPA AUTO PARTS	397311	RECONCILED	10/10/2023		650.22
0	ACCOUNTS_PAYABLE	10/20/2023	OHIO.NET INTERNET PROVIDERS	931559	RECONCILED	10/23/2023		185.69
0	ACCOUNTS_PAYABLE	10/27/2023	PARK NATIONAL BANK	900300	RECONCILED	10/27/2023		4,393.48
0	ACCOUNTS_PAYABLE	10/25/2023	PITNEY BOWES	997301	RECONCILED	10/26/2023		450.15
0	ACCOUNTS_PAYABLE	10/6/2023	QUILL CORPORATION	218550	RECONCILED	10/10/2023		3,286.47
0	ACCOUNTS_PAYABLE	10/27/2023	SCHOOL EMPLOYEES RETIREMENT	902003	RECONCILED	10/27/2023		17,078.41
0	ACCOUNTS_PAYABLE	10/25/2023	SPECTRUM COMMUNICATIONS	902009	RECONCILED	10/27/2023		276.61
0	ACCOUNTS_PAYABLE	10/27/2023	STATE TEACHERS RETIREMENT SYST	902002	RECONCILED	10/27/2023		39,694.64
0	ACCOUNTS_PAYABLE	10/30/2023	US Bank One Card	131127	RECONCILED	10/31/2023		1,557.93
0	ACCOUNTS_PAYABLE	10/6/2023	CELLCO PARTNERSHIP	131759	RECONCILED	10/10/2023		30.12
23508	ACCOUNTS_PAYABLE	10/6/2023	AMAZON CAPITAL SERVICES	5240	RECONCILED	11/1/2023		1,369.20
23509	ACCOUNTS_PAYABLE	10/6/2023	EJ THERAPY INC	396559	RECONCILED	11/1/2023		12,088.84
23510	ACCOUNTS_PAYABLE	10/6/2023	FOLLETT HIGHER EDUCATION GROUP, LLC	91850	RECONCILED	11/1/2023		236.73
23511	ACCOUNTS_PAYABLE	10/6/2023	FRANKLIN MILLS CO	196200	RECONCILED	11/1/2023		291.50
23512	ACCOUNTS_PAYABLE	10/6/2023	G & L SUPPLY CO	96450	RECONCILED	11/1/2023		180.27
23513	ACCOUNTS_PAYABLE	10/6/2023	HILL INTERNATIONAL TRUCKS, LLC	116090	RECONCILED	10/11/2023		89.94
23514	ACCOUNTS_PAYABLE	10/6/2023	J.W. PEPPER & SON, INC.	210900	RECONCILED	11/1/2023		17.79
23515	ACCOUNTS_PAYABLE	10/6/2023	JOSTENS INC	141530	RECONCILED	11/1/2023		390.95
23516	ACCOUNTS_PAYABLE	10/6/2023	LEARN21	161683	RECONCILED	11/1/2023		735.00
23517	ACCOUNTS_PAYABLE	10/6/2023	LUCAS FOOD SERVICE	396189	RECONCILED	11/1/2023		79.91
23518	ACCOUNTS_PAYABLE	10/6/2023	MATTHEW WESTERFIELD	900210	RECONCILED	11/1/2023		7,000.00
23519	ACCOUNTS_PAYABLE	10/6/2023	NEONET	205405	RECONCILED	11/1/2023		9,598.35
23520	ACCOUNTS_PAYABLE	10/6/2023	O H S B C A District 6 BASKETBALL	206360	RECONCILED	11/1/2023		70.00
23521	ACCOUNTS_PAYABLE	10/6/2023	OAHPERD	397217	RECONCILED	11/1/2023		235.00
23522	ACCOUNTS_PAYABLE	10/6/2023	ROUTE 39 DESIGNS	232265	RECONCILED	11/1/2023		587.00
23523	ACCOUNTS_PAYABLE	10/6/2023	SCHOOL SPECIALTY	238220	RECONCILED	11/1/2023		638.17
23524	ACCOUNTS_PAYABLE	10/6/2023	T A C	266500	RECONCILED	11/1/2023		33.70
23525	ACCOUNTS_PAYABLE	10/6/2023	TEAMLEADER	131528	RECONCILED	11/1/2023		1,710.70
23526	ACCOUNTS_PAYABLE	10/6/2023	VARITRONICS, LLC	397182	RECONCILED	11/1/2023		284.67
23527	ACCOUNTS_PAYABLE	10/6/2023	VILLAGE OF LUCAS	276380	RECONCILED	11/1/2023		9,598.28
23528	ACCOUNTS_PAYABLE	10/6/2023	W WILLIAM SCHMIDT & ASSOCIATES INC	396851	RECONCILED	11/1/2023		173.90
23529	ACCOUNTS_PAYABLE	10/6/2023	Wilson Language Training Corp.	131112	RECONCILED	11/1/2023		211.68



Start Date: 10012023

End Date: 10312023

## LUCAS LOCAL SCHOOL DISTRICT

### Monthly Check Register

Check Number	Type	Date	Name	Vendor #	Status	Reconcile Date	Void Date	Amount
23530	ACCOUNTS_PAYABLE	10/9/2023	HERBERT ROSS	231951	RECONCILED	11/1/2023		\$ 1,170.00
23531	ACCOUNTS_PAYABLE	10/13/2023	ABSOLUTE PEST CONTROL	131381	RECONCILED	11/1/2023		63.00
23532	ACCOUNTS_PAYABLE	10/13/2023	AIRE SERV	3721	RECONCILED	11/1/2023		900.00
23533	ACCOUNTS_PAYABLE	10/13/2023	AMAZON CAPITAL SERVICES	5240	RECONCILED	11/1/2023		418.59
23534	ACCOUNTS_PAYABLE	10/13/2023	B&B AUTO REPAIR	131395	RECONCILED	11/1/2023		847.77
23535	ACCOUNTS_PAYABLE	10/13/2023	CHARM ENGINE LTD	131251	RECONCILED	11/1/2023		14,649.00
23536	ACCOUNTS_PAYABLE	10/13/2023	CRESTLINE HIGH SCHOOL	396400	RECONCILED	11/1/2023		100.00
23537	ACCOUNTS_PAYABLE	10/13/2023	DAKTRONICS INC.	131109	RECONCILED	11/1/2023		25,000.00
23538	ACCOUNTS_PAYABLE	10/13/2023	GORDON FOOD SERVICE	105225	RECONCILED	11/1/2023		10,306.95
23539	ACCOUNTS_PAYABLE	10/13/2023	GRAINGER INC	105375	RECONCILED	11/1/2023		196.69
23540	ACCOUNTS_PAYABLE	10/13/2023	HERMAN, BRADLEY	131456	RECONCILED	11/1/2023		471.58
23541	ACCOUNTS_PAYABLE	10/13/2023	J & B ACOUSTICAL INC	134390	RECONCILED	11/1/2023		28.00
23542	ACCOUNTS_PAYABLE	10/13/2023	KIMBALL MIDWEST	397105	RECONCILED	11/1/2023		52.98
23543	ACCOUNTS_PAYABLE	10/13/2023	MIKE'S MUSIC CORNER	191500	RECONCILED	11/1/2023		631.35
23544	ACCOUNTS_PAYABLE	10/13/2023	NEONET	205405	RECONCILED	11/1/2023		16,957.82
23545	ACCOUNTS_PAYABLE	10/13/2023	NYTE FLYTE DJS	396921	RECONCILED	11/1/2023		500.00
23546	ACCOUNTS_PAYABLE	10/13/2023	OHIO STATE UNIVERSITY, THE	131571	RECONCILED	11/1/2023		65.00
23547	ACCOUNTS_PAYABLE	10/13/2023	ONTARIO ATHLETIC DEPARTMENT	396619	RECONCILED	11/1/2023		250.00
23548	ACCOUNTS_PAYABLE	10/13/2023	US BANK EQUIPMENT FINANCE	211135	RECONCILED	11/1/2023		2,015.47
23549	ACCOUNTS_PAYABLE	10/13/2023	PETERS, KALIAL & MARKAKIS	183088	RECONCILED	11/1/2023		375.00
23550	ACCOUNTS_PAYABLE	10/13/2023	PLYMOUTH H S	214980	RECONCILED	11/1/2023		100.00
23551	ACCOUNTS_PAYABLE	10/13/2023	RICHLAND COUNTY	229025	RECONCILED	11/1/2023		130.00
23552	ACCOUNTS_PAYABLE	10/13/2023	RIGHTWAY FOOD SERVICE	397070	RECONCILED	11/1/2023		1,917.86
23553	ACCOUNTS_PAYABLE	10/13/2023	ROUTE 39 DESIGNS	232265	RECONCILED	11/1/2023		777.00
23554	ACCOUNTS_PAYABLE	10/13/2023	RUMPKE OF OHIO, INC.	131247	RECONCILED	11/1/2023		1,592.77
23555	ACCOUNTS_PAYABLE	10/13/2023	SCHOOL SPECIALTY	238220	RECONCILED	11/1/2023		198.55
23556	ACCOUNTS_PAYABLE	10/13/2023	SMITHFOODS INC	252305	RECONCILED	11/1/2023		1,430.73
23557	ACCOUNTS_PAYABLE	10/13/2023	WOOD, JENNIFER	394000	RECONCILED	11/1/2023		35.58
23558	ACCOUNTS_PAYABLE	10/17/2023	OHIO BIRD SANCTUARY	207250	RECONCILED	11/1/2023		175.00
23559	ACCOUNTS_PAYABLE	10/19/2023	AMAZON CAPITAL SERVICES	5240	RECONCILED	11/1/2023		158.38
23560	ACCOUNTS_PAYABLE	10/19/2023	CDW-G	396372	RECONCILED	11/1/2023		2,232.30
23561	ACCOUNTS_PAYABLE	10/19/2023	COOK, JESSICA	131444	OUTSTANDING			405.00
23562	ACCOUNTS_PAYABLE	10/19/2023	CORDLE, KATIE	131309	RECONCILED	11/1/2023		329.00
23563	ACCOUNTS_PAYABLE	10/19/2023	GAME ONE	131372	RECONCILED	11/1/2023		2,938.00
23564	ACCOUNTS_PAYABLE	10/19/2023	HERMAN, BRADLEY	131456	RECONCILED	11/1/2023		1,720.00
23565	ACCOUNTS_PAYABLE	10/19/2023	LUCAS FOOD SERVICE	396189	RECONCILED	11/1/2023		52.75
23566	ACCOUNTS_PAYABLE	10/19/2023	MONGOLD, KELLY	357600	RECONCILED	11/1/2023		599.00
23567	ACCOUNTS_PAYABLE	10/19/2023	SAMANTHA MOOMAW	196400	RECONCILED	11/1/2023		23.92
23568	ACCOUNTS_PAYABLE	10/19/2023	OSBA	206425	OUTSTANDING			45.00

Start Date: 10012023

End Date: 10312023

LUCAS LOCAL SCHOOL DISTRICT  
Monthly Check Register

Check Number	Type	Date	Name	Vendor #	Status	Reconcile Date	Void Date	Amount
23569	ACCOUNTS_PAYABLE	10/19/2023	SCHOOL SPECIALTY	238220	RECONCILED	11/1/2023		\$ 1,050.82
23570	ACCOUNTS_PAYABLE	10/19/2023	TOWN MONEY SAVER INC	131616	RECONCILED	11/1/2023		2,126.00
23571	ACCOUNTS_PAYABLE	10/27/2023	STARK COUNTY COG	397268	RECONCILED	11/1/2023		71,967.87
<b>Grand Total</b>								<b>\$ 597,028.04</b>

## LUCAS LOCAL SCHOOL DISTRICT

### Monthly Summary of Revenues by Fund

Fund	Description	FYTD Receivable	FYTD Actual Receipts	MTD Actual Receipts	FYTD Balance Receivable	FYTD Percent Receivable
001	GENERAL	\$ 8,929,010.00	\$ 3,742,349.12	\$ 520,114.57	\$ 5,186,660.88	41.91 %
003	PERMANENT IMPROVEMENT	0.00	0.00	0.00	0.00	0.00
006	FOOD SERVICE	220,830.00	45,854.92	29,439.02	174,975.08	20.76
007	SPECIAL TRUST	885.00	408.34	103.58	476.66	46.14
008	ENDOWMENT	9,675.00	798.63	202.58	8,876.37	8.25
018	PUBLIC SCHOOL SUPPORT	8,650.00	722.01	722.01	7,927.99	8.35
019	OTHER GRANT	48,000.00	2,802.25	1,393.25	45,197.75	5.84
020	SPECIAL ENTERPRISE FUND	0.00	0.00	0.00	0.00	0.00
070	CAPITAL PROJECTS	1,075,000.00	0.00	0.00	1,075,000.00	0.00
200	STUDENT MANAGED ACTIVITY	19,750.00	10,378.02	8,075.00	9,371.98	52.55
300	DISTRICT MANAGED ACTIVITY	126,350.00	60,810.47	19,232.81	65,539.53	48.13
451	DATA COMMUNICATION FUND	5,400.00	138.30	0.00	5,261.70	2.56
467	Student Wellness and Success Fund	0.00	0.00	0.00	0.00	0.00
499	MISCELLANEOUS STATE GRANT FUND	0.00	0.00	0.00	0.00	0.00
507	ELEMENTARY AND SECONDARY SCHOOL EMERGENCY RELIEF FUND	489,181.60	68,705.22	0.00	420,476.38	14.04
508	GOVERNOR'S EMERGENCY EDUCATION RELIEF FUND	0.00	0.00	0.00	0.00	0.00
510	CORONA VIRUS RELIEF FUND	0.00	0.00	0.00	0.00	0.00
516	IDEA PART B GRANTS	109,487.08	0.00	0.00	109,487.08	0.00
572	TITLE I DISADVANTAGED CHILDREN	73,051.05	0.00	0.00	73,051.05	0.00
584	TITLE IV, PART A STUDENT SUPP AND ACADEMIC ENRICH	10,000.00	0.00	0.00	10,000.00	0.00
587	IDEA PRESCHOOL-HANDICAPPED	2,436.66	0.00	0.00	2,436.66	0.00
590	IMPROVING TEACHER QUALITY	15,117.08	0.00	0.00	15,117.08	0.00
599	MISCELLANEOUS FED. GRANT FUND	100,000.00	0.00	0.00	100,000.00	0.00
<b>Grand Total</b>		<b>\$ 11,242,823.47</b>	<b>\$ 3,932,967.28</b>	<b>\$ 579,282.82</b>	<b>\$ 7,309,856.19</b>	

## LUCAS LOCAL SCHOOL DISTRICT

### Spending Plan Summary

ODE Line Number	Monthly Estimate	Monthly Actual	Monthly Difference	FYTD Estimate	FYTD Actual	FYTD Difference
01.010 General Property (Real Estate)	\$ 0.00	\$ 0.00	\$ 0.00	\$ 745,000.00	\$ 702,163.08	\$ (42,836.92)
01.020 Tangible Personal Property Tax	0.00	0.00	0.00	1,126,530.00	1,310,281.67	183,751.67
01.030 Income Tax	0.00	0.00	0.00	0.00	0.00	0.00
01.035 Unrestricted Grants-in-Aid	229,320.00	268,529.13	39,209.13	917,280.00	984,046.89	66,766.89
01.040 Restricted Grants-in-Aid	17,939.00	18,051.65	112.65	71,756.00	71,901.74	145.74
01.045 Restricted Federal Grants-in-Aid - SFSF	0.00	0.00	0.00	0.00	0.00	0.00
01.050 State Share of Local Property Taxes	0.00	0.00	0.00	154,623.00	154,623.87	0.87
01.060 All Other Operating Revenue	29,500.00	109,072.00	79,572.00	114,856.00	194,946.58	80,090.58
01.070 Total Revenue	276,759.00	395,652.78	118,893.78	3,130,045.00	3,417,963.83	287,918.83
02.010 Proceeds from Sale of Notes	0.00	0.00	0.00	0.00	0.00	0.00
02.020 State Emergency Loans & Advancements (Approved)	0.00	0.00	0.00	0.00	0.00	0.00
02.040 Operating Transfers-In	0.00	0.00	0.00	0.00	0.00	0.00
02.050 Advances-In	0.00	0.00	0.00	0.00	0.00	0.00
02.060 All Other Financial Sources	2,000.00	0.00	(2,000.00)	7,000.00	5,550.17	(1,449.83)
02.070 Total Other Financing Sources	2,000.00	0.00	(2,000.00)	7,000.00	5,550.17	(1,449.83)
<b>02.080 Total Revenues and Other Financing Sources</b>	<b>278,759.00</b>	<b>395,652.78</b>	<b>116,893.78</b>	<b>3,137,045.00</b>	<b>3,423,514.00</b>	<b>286,469.00</b>
03.010 Personal Services	284,090.00	277,123.16	(6,966.84)	1,233,791.00	1,227,804.77	(5,986.23)
03.020 Employees' Retirement/Insurance Benefits	112,500.00	114,933.62	2,433.62	448,755.00	451,187.53	2,432.53
03.030 Purchased Services	120,000.00	39,387.18	(80,612.82)	286,063.00	203,762.16	(82,300.84)
03.040 Supplies and Materials	30,500.00	22,437.12	(8,062.88)	125,696.59	116,772.21	(8,924.38)
03.050 Capital Outlay	0.00	111.96	111.96	0.00	15,183.32	15,183.32
03.060 Intergovernmental	0.00	0.00	0.00	0.00	0.00	0.00
04.010 Debt Service: All Principal (Historical)	0.00	0.00	0.00	0.00	0.00	0.00
04.020 Debt Service: Principal-Notes	0.00	0.00	0.00	0.00	0.00	0.00
04.030 Debt Service: Principal - State Loans	0.00	0.00	0.00	0.00	0.00	0.00
04.040 Debt Service: Principal - State Advancements	0.00	0.00	0.00	0.00	0.00	0.00
04.050 Debt Service: Principal - HB 264 Loans	37,000.00	0.00	(37,000.00)	37,000.00	0.00	(37,000.00)
04.055 Debt Service: Principal - Other	0.00	0.00	0.00	0.00	0.00	0.00
04.060 Debt Service: Interest and Fiscal Charges	3,663.00	0.00	(3,663.00)	3,663.00	0.00	(3,663.00)
04.300 Other Objects	3,300.00	1,735.80	(1,564.20)	60,975.00	59,556.26	(1,418.74)
04.500 Total Expenditures	591,053.00	455,728.84	(135,324.16)	2,195,943.59	2,074,266.25	(121,677.34)
05.010 Operational Transfers - Out	0.00	0.00	0.00	0.00	0.00	0.00
05.020 Advances - Out	0.00	0.00	0.00	0.00	0.00	0.00
05.030 All Other Financing Uses	0.00	0.00	0.00	0.00	0.00	0.00
05.040 Total Other Financing Uses	0.00	0.00	0.00	0.00	0.00	0.00
<b>05.050 Total Expenditure and Other Financing Uses</b>	<b>591,053.00</b>	<b>455,728.84</b>	<b>(135,324.16)</b>	<b>2,195,943.59</b>	<b>2,074,266.25</b>	<b>(121,677.34)</b>
<b>06.010 Excess Rev &amp; Oth Financing Sources over(under) Exp &amp; Oth F</b>	<b>(312,294.00)</b>	<b>(60,076.06)</b>	<b>252,217.94</b>	<b>941,101.41</b>	<b>1,349,247.75</b>	<b>408,146.34</b>
07.010 Cash Balance-July1 -Excluding Proposed Renew/Replace & New	0.00	12,896,357.96	12,896,357.96	0.00	11,487,034.15	11,487,034.15
07.020 Cash Balance June 30	(312,294.00)	12,836,281.90	13,148,575.90	941,101.41	12,836,281.90	11,895,180.49
08.010 Estimated Encumbrances June 30	0.00	1,146,563.74	1,146,563.74	0.00	1,146,563.74	1,146,563.74